



Blood Pressure



by: Aditya, Sophia, Lara, and Diamon

Abstract: When a person undergoes heightened physical or mental duress, in the form of either exercise or increased stress, then the body responds by elevating the amount of oxygen that vital organs, such as the brain, and muscles receive. It does so by increasing the cardiac output of the heart, which essentially means the volume of blood that each ventricle pumps, and by causing the blood vessels to contract, decreasing the amount of time it takes to transport oxygen from the lungs to the cells. The subsequent results of these processes is an increased blood pressure, which poses health risks to an individual, and these harms are negated by processes in the sympathetic and parasympathetic nervous systems, which are part of homeostasis. Homeostasis regulates blood pressure by down-regulating the production of certain hormones such as epinephrine and noradrenaline and increasing the activity of the parasympathetic nervous system. This can be demonstrated in an experiment in which participants partake in exercises such as 100m sprints and 400m runs to increase their blood pressure, and then rest.

Introduction: In a fight-or-flight situation, an increased requirement of blood increases blood pressure. Baroreceptors are stimulated by the contraction of blood vessels, and these receptors then send responses to the adrenal medulla, which brings blood pressure back to a normal level. To lower blood pressure, sympathetic input, which causes the heart to pump more blood quickly and the vessels to contract due to adrenaline and norepinephrine binding to Beta 1 and 2 adrenergic receptors, has to decrease and parasympathetic input, which decreases blood flow and dilates blood vessels has to increase. The parasympathetic nervous system secretes acetylcholine, which stimulates a response in two major muscarinic receptors, M2, which counters the effects of adrenaline, and M3, which counters norepinephrine. Our test relates to homeostasis because it incites a spike in blood pressure, and the body naturally tries to bring the blood pressure down, which demonstrates homeostasis. We hypothesize that within a minimum of five minutes, the body will begin to demonstrate homeostasis in the form of gradually reducing the participant's blood pressure.

Special thanks to Jeffrey Suter and Augi Soto for being test subjects for our experiment. We would also like to thank Ms. Mathews, San Marin High School, and the Stem Marin program for providing us with the opportunity to conduct this experiment.

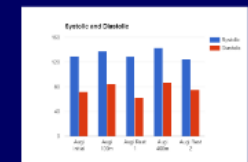
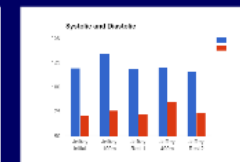
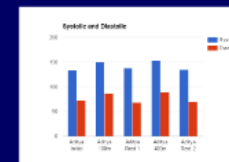
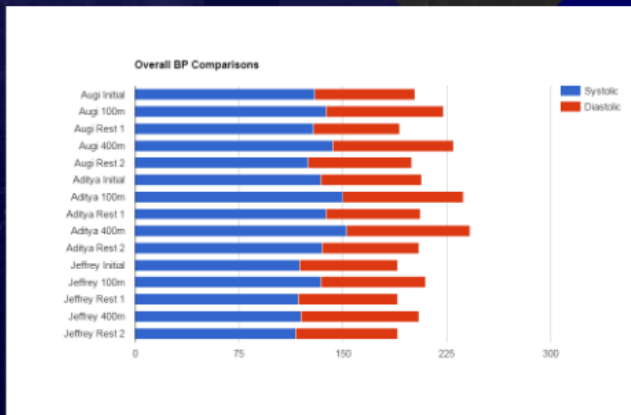
Materials and Methods: For our methods, we made our subjects first run a 100m sprint. We took their blood pressure before the sprint to provide us with a baseline, and then we took the pressure once again immediately after every run. We did this to see if homeostasis occurs after a cool down in our subjects, and lastly we took their blood pressure 5 minutes after the run to ensure if homeostasis occurred, and we repeated this process for the 400m run. Participant 1 is a 15-year old male, 170.12 cm tall and 48.9 kg, participant 2 is a 15-year old male, 174.01 cm tall and 77.12 kg, participant 3 is a 15 year old male, 175.26 cm tall and 58.96 kg. Participants were asked about any previous health conditions such as hyper- or hypotension, and metabolic afflictions, or cardiovascular diseases as to prevent any aberrations within our results.

Gillaspy, Rebecca. "Regulation of Blood Pressure: Short Term Regulation & Baroreceptors." Study.com. Web. 09 Nov. 2016

"Parasympathetic Nervous System." Wikipedia. Wikimedia Foundation. Web. 09 Nov. 2016

Results: The blood pressure of each participant was taken at the start of the experiment, after running a 100 meter dash, and after a five minute cool down. The experiment was then repeated for a 400 meter run. The data from all our participants is shown in graph 4. Each participant's blood pressure spiked after they ran. After a five minute cool down, everyone's blood pressure fell back near their initial value. (See fig. 1,2,3,4)

Discussion And Conclusion: The study and the individual experiments demonstrate that the body has internal mechanisms and processes that allow certain organs and bodily processes to retain to an equilibrium. As cardiac output increased, paired with the contraction of blood vessels, so did the blood pressure of the participant, and after providing the runners with five minutes of rest, the blood pressure had regressed to a value similar to that of their initial blood pressure. Our data was able to prove our hypothesis in that it is clearly shown that once an individual is removed from a fight or flight scenario, their body responds by decreasing the amount of adrenaline and norepinephrine that bond with the adrenergic beta receptors and increasing the amount of acetylcholine secreted by postganglionic neurons, reducing blood pressure. The collection of data was slightly turbulent, since the BP recorder was slightly inconsistent, but this problem was able to be solved by taking the participant's blood pressure multiple times. The initial participants also misconstrued the data by interfering with the BP machine's recording process, so that preliminary set of data had to be discarded. On the other hand, the data clearly showed that spontaneous running resulted in an elevated blood pressure consistently across all three of the participants, and subsequently demonstrated the application of homeostatic processes by showing a decrease of blood pressure after five minutes' rest. The tests could have been augmented by adding additional participants of different heights and weights to gain a more extensive understanding of how homeostasis can differ within others. It could also have been enhanced by auxiliary tests using other means, such as fear or apprehension, to show other means of increasing blood pressure and that homeostasis is unaffected by the factors that caused the imbalance.





Blood Pressure



by: Aditya, Sophia, Lara, and Diamon

Abstract: When a person undergoes heightened physical or mental duress, in the form of either exercise or increased stress, then the body responds by elevating the amount of oxygen that vital organs, such as the brain, and muscles receive. It does so by increasing the cardiac output of the heart, which essentially means the volume of blood that each ventricle pumps, and by causing the blood vessels to contract, decreasing the amount of time it takes to transport oxygen from the lungs to the cells. The subsequent results of these processes is an increased blood pressure, which poses health risks to an individual, and these harms are negated by processes in the sympathetic and parasympathetic nervous systems, which are part of homeostasis. Homeostasis regulates blood pressure by down-regulating the production of certain hormones such as epinephrine and noradrenaline and increasing the activity of the parasympathetic nervous system. This can be demonstrated in an experiment in which participants partake in exercises such as 100m sprints and 400m runs to increase their blood pressure, and then rest.

Introduction: In a fight-or-flight situation, an increased requirement of blood increases blood pressure. Baroreceptors are stimulated by the contraction of blood vessels, and these receptors then send responses to the adrenal medulla, which brings blood pressure back to a normal level. To lower blood pressure, sympathetic input, which causes the heart to pump more blood quickly and the vessels to contract due to adrenaline and norepinephrine binding to Beta 1 and 2 adrenergic receptors, has to decrease and parasympathetic input, which decreases blood flow and dilates blood vessels has to increase. The parasympathetic nervous system secretes acetylcholine, which stimulates a response in two major muscarinic receptors, M2, which counters the effects of adrenaline, and M3, which counters norepinephrine. Our test relates to homeostasis because it incites a spike in blood pressure, and the body naturally tries to bring the blood pressure down, which demonstrates homeostasis. We hypothesize that within a minimum of five minutes, the body will begin to demonstrate homeostasis in the form of gradually reducing the participant's blood pressure.

Special thanks to Jeffrey Suter and Augi Soto for being test subjects for our experiment. We would also like to thank Ms. Mathews, San Marin High School, and the Stem Marin program for providing us with the opportunity to conduct this experiment.

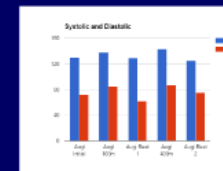

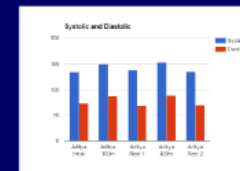
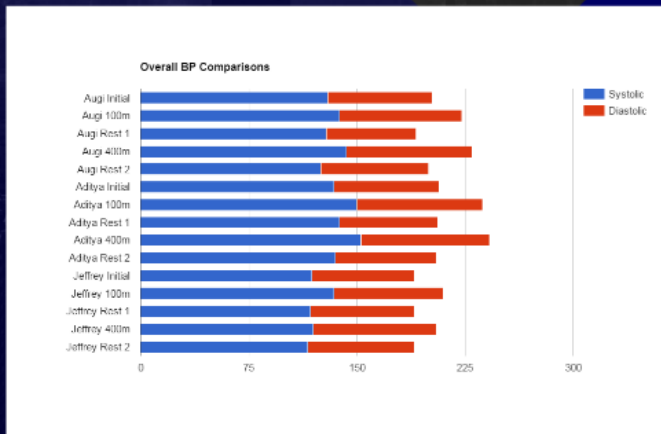
Materials and Methods: For our methods, we made our subjects first run a 100m sprint. We took their blood pressure before the sprint to provide us with a baseline, and then we took the pressure once again immediately after every run. We did this to see if homeostasis occurs after a cool down in our subjects, and lastly we took their blood pressure 5 minutes after the run to ensure if homeostasis occurred, and we repeated this process for the 400m run. Participant 1 is a 15-year old male, 170.12 cm tall and 48.9 kg, participant 2 is a 15-year old male, 174.01 cm tall and 77.12 kg, participant 3 is a 15 year old male, 175.26 cm tall and 58.96 kg. Participants were asked about any previous health conditions such as hyper- or hypotension, and metabolic afflictions, or cardiovascular diseases as to prevent any aberrations within our results.

Gillaspy, Rebecca. "Regulation of Blood Pressure: Short Term Regulation & Baroreceptors." Study.com. Web. 09 Nov. 2016

"Parasympathetic Nervous System." Wikipedia. Wikimedia Foundation. Web. 09 Nov. 2016

Results: The blood pressure of each participant was taken at the start of the experiment, after running a 100 meter dash, and after a five minute cool down. The experiment was then repeated for a 400 meter run. The data from all of the participants is shown in graph 4. Each participant's blood pressure spiked after they ran. After a five minute cool down, everyone's blood pressure fell back near their initial value. (See fig. 1,2,3,4)

Discussion And Conclusion: The study and the individual experiments demonstrate that the body has internal mechanisms and processes that allow certain organs and bodily processes to reach an equilibrium. As cardiac output increased, paired with the contraction of blood vessels, so did the blood pressure of the participant, and after providing the runners with five minutes of rest, their blood pressure had regressed to a value similar to that of their initial blood pressure. Our data was able to prove our hypothesis in that it is clearly shown that once an individual is removed from a fight or flight scenario, their body responds by decreasing the amount of adrenaline and norepinephrine that bond with the adrenergic beta receptors and increasing the amount of acetylcholine secreted by postganglionic neurons, reducing blood pressure. The collection of data was slightly turbulent, since the BP recorder was slightly inconsistent, but this problem was solved by taking the participant's blood pressure multiple times. The initial participants misconstrued the data by interfering with the BP machine's recording process, so that preliminary set of data had to be discarded. On the other hand, the data clearly showed that spontaneous running resulted in an elevated blood pressure consistently across all three of the participants. Subsequently demonstrated the application of homeostatic processes by showing a decrease in blood pressure after five minutes' rest. The tests could have been augmented by adding additional participants of different heights and weights to gain a more extensive understanding of how homeostasis can differ within others. It could also have been enhanced by auxiliary tests using other means, such as fear or apprehension, to show other means of increasing blood pressure and how that homeostasis is unaffected by the factors that caused the imbalance.





Abstract: When a person undergoes heightened physical or mental duress, in the form of either exercise or increased stress, then the body responds by elevating the amount of oxygen that vital organs, such as the brain, and muscles receive. It does so by increasing the cardiac output of the heart, which essentially means the volume of blood that each ventricle pumps, and by causing the blood vessels to contract, decreasing the amount of time it takes to transport oxygen from the lungs to the cells. The subsequent results of these processes is an increased blood pressure, which poses health risks to an individual, and these harms are negated by processes in the sympathetic and parasympathetic nervous systems, which are part of homeostasis. Homeostasis regulates blood pressure by down-regulating the production of certain hormones such as epinephrine and noradrenaline and increasing the activity of the parasympathetic nervous system. This can be demonstrated in an experiment in which participants partake in exercises such as 100m sprints and 400m runs to increase their blood pressure, and then rest.

Introduction: In a fight-or-flight situation, an increased requirement of blood raises blood pressure. Baroreceptors are stimulated by the contraction of blood vessels, and these receptors then send responses to the adrenal medulla



experiment in which participants partake in exercises such as 100m sprints and 400m runs to increase their blood pressure, and then rest.

Introduction: In a fight-or-flight situation, an increased requirement of blood increases blood pressure. Baroreceptors are stimulated by the contraction of blood vessels, and these receptors then send responses to the adrenal medulla, which brings blood pressure back to a normal level. To lower blood pressure, sympathetic input, which causes the heart to pump more blood quickly and the vessels to contract due to adrenaline and norepinephrine binding to Beta 1 and 2 adrenergic receptors, has to decrease and parasympathetic input, which decreases blood flow and dilates blood vessels has to increase. The parasympathetic nervous system secretes acetylcholine, which stimulates a response in two major muscarinic receptors, M2, which counters the effects of adrenaline, and M3, which counters norepinephrine. Our test relates to homeostasis because it incites a spike in blood pressure, and the body naturally tries to bring the blood pressure down, which demonstrates homeostasis. We hypothesize that within a minimum of five minutes, the body will begin to demonstrate homeostasis in the form of gradually reducing the participant's blood pressure.



Prezi

Special thanks to Jeffrey Suter and Augi Soto for being test subjects for

by: Aditya, Sophia, Lara, and Diamon

Materials and Methods: For our methods, we made our subjects first run a 100m sprint. We took their blood pressure before the sprint to provide us with a baseline, and then we took the pressure once again immediately after every run. We did this to see if homeostasis occurs after a cool down in our subjects, and lastly we took their blood pressure 5 minutes after the run to ensure if homeostasis occurred, and we repeated this process for the 400m run. Participant 1 is a 15-year old male, 170.12 cm tall and 48.9 kg, participant 2 is a 15-year old male, 174.01 cm tall and 77.12 kg, participant 3 is a 15 year old male, 175.26 cm tall and 58.96 kg. Participants were asked about any previous health conditions such as hyper- or hypotension, and metabolic afflictions, or cardiovascular diseases as to prevent any aberrations within our results.

Gillaspy, Rebecca. "Regulation of Blood Pressure: Short Term Regulation & Baroreceptors." Study.com. Web. 09 Nov. 2016





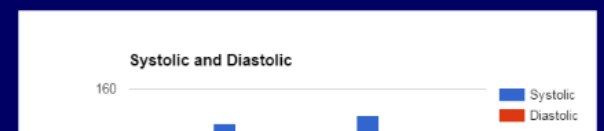
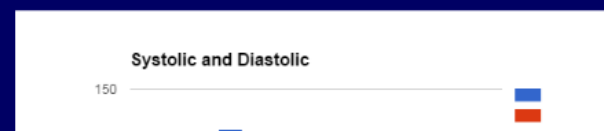
Results: The blood pressure of each participant was taken at the start of the experiment, after running a 100 meter dash, and after a five minute cool down. The experiment was then repeated for a 400 meter run. The data from all our participants is shown in graph 4. Each participant's blood pressure spiked after they ran. After a five minute cool down, everyone's blood pressure fell back near their initial value. (See fig. 1,2,3,4)

Discussion And Conclusion: The study and the individual experiments demonstrate that the body has internal mechanisms and processes that allow certain organs and bodily processes to retain to an equilibrium. As cardiac output increased, paired with the contraction of blood vessels, so did the blood pressure of the participant, and after providing the runners with five minutes of rest, the blood pressure had regressed to a value similar to that of their initial blood pressure. Our data was able to prove our hypothesis in that it is clearly shown that once an individual is removed from a fight or flight scenario, their body responds by decreasing the amount of adrenaline and norepinephrine that bond with the adrenergic beta receptors and increasing the amount of acetylcholine secreted by postganglionic neurons, reducing blood pressure. The collection of data



Participants is shown in graph 1. Each participant's blood pressure spiked after they ran. After a five minute cool down, everyone's blood pressure fell back near their initial value. (See fig. 1,2,3,4)

Discussion And Conclusion: The study and the individual experiments demonstrate that the body has internal mechanisms and processes that allow certain organs and bodily processes to retain to an equilibrium. As cardiac output increased, paired with the contraction of blood vessels, so did the blood pressure of the participant, and after providing the runners with five minutes of rest, the blood pressure had regressed to a value similar to that of their initial blood pressure. Our data was able to prove our hypothesis in that it is clearly shown that once an individual is removed from a fight or flight scenario, their body responds by decreasing the amount of adrenaline and norepinephrine that bond with the adrenergic beta receptors and increasing the amount of acetylcholine secreted by postganglionic neurons, reducing blood pressure. The collection of data was slightly turbulent, since the BP recorder was slightly inconsistent, but this problem was able to be solved by taking the participant's blood pressure multiple times. The initial participants also misconstrued the data by interfering with the BP machine's recording process, so that preliminary set of data had to be discarded. On the other hand, the data clearly showed that spontaneous running resulted in an elevated blood pressure consistently across all three of the participants, and subsequently demonstrated the application of homeostatic processes by showing a decrease of blood pressure after five minutes' rest. The tests could have been augmented by adding additional participants of different heights and weights to gain a more extensive understanding of how homeostasis can differ within others. It could also have been enhanced by auxiliary tests using other means, such as fear or apprehension, to show other means of increasing blood pressure and that homeostasis is unaffected by the factors that caused the imbalance.



response in two major muscarinic receptors, M2, which counters the effects of adrenaline, and M3, which counters norepinephrine. Our test relates to homeostasis because it incites a spike in blood pressure, and the body naturally tries to bring the blood pressure down, which demonstrates homeostasis. We hypothesize that within a minimum of five minutes, the body will begin to demonstrate homeostasis in the form of gradually reducing the participant's blood pressure.

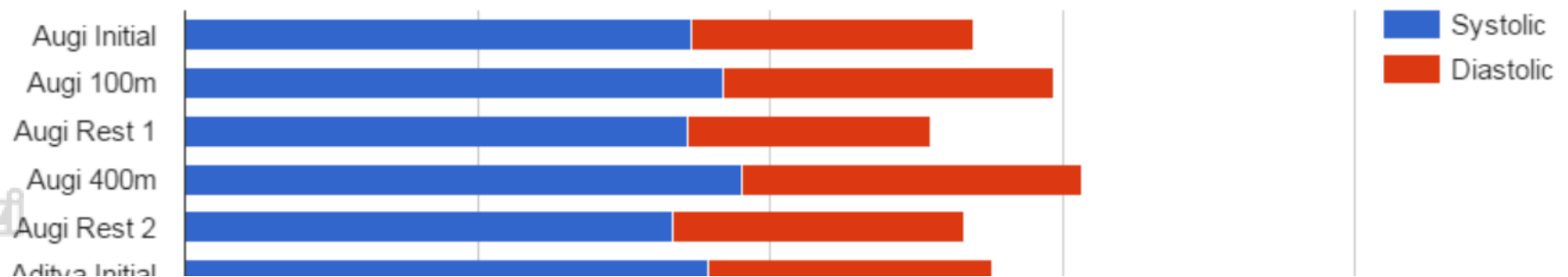
Special thanks to Jeffrey Suter and Augi Soto for being test subjects for our experiment. We would also like to thank Ms. Mathews, San Marin High School, and the Stem Marin program for providing us with the opportunity to conduct this experiment.

pressure 5 minutes after the run to ensure if homeostasis occurred, and we repeated this process for the 400m run. Participant 1 is a 15-year old male, 170.12 cm tall and 48.9 kg, participant 2 is a 15-year old male, 174.01 cm tall and 77.12 kg, participant 3 is a 15 year old male, 175.26 cm tall and 58.96 kg. Participants were asked about any previous health conditions such as hyper- or hypotension, and metabolic afflictions, or cardiovascular diseases as to prevent any aberrations within our results.

Gillaspy, Rebecca. "Regulation of Blood Pressure: Short Term Regulation & Baroreceptors." Study.com. Web. 09 Nov. 2016

"Parasympathetic Nervous System." Wikipedia. Wikimedia Foundation. Web. 09 Nov. 2016.

Overall BP Comparisons





Blood Pressure



by: Aditya, Sophia, Lara, and Diamon

Abstract: When a person undergoes heightened physical or mental duress, in the form of either exercise or increased stress, then the body responds by elevating the amount of oxygen that vital organs, such as the brain, and muscles receive. It does so by increasing the cardiac output of the heart, which essentially means the volume of blood that each ventricle pumps, and by causing the blood vessels to contract, decreasing the amount of time it takes to transport oxygen from the lungs to the cells. The subsequent results of these processes is an increased blood pressure, which poses health risks to an individual, and these harms are negated by processes in the sympathetic and parasympathetic nervous systems, which are part of homeostasis. Homeostasis regulates blood pressure by down-regulating the production of certain hormones such as epinephrine and noradrenaline and increasing the activity of the parasympathetic nervous system. This can be demonstrated in an experiment in which participants partake in exercises such as 100m sprints and 400m runs to increase their blood pressure, and then rest.

Introduction: In a fight-or-flight situation, an increased requirement of blood increases blood pressure. Baroreceptors are stimulated by the contraction of blood vessels, and these receptors then send responses to the adrenal medulla, which brings blood pressure back to a normal level. To lower blood pressure, sympathetic input, which causes the heart to pump more blood quickly and the vessels to contract due to adrenaline and norepinephrine binding to Beta 1 and 2 adrenergic receptors, has to decrease and parasympathetic input, which decreases blood flow and dilates blood vessels has to increase. The parasympathetic nervous system secretes acetylcholine, which stimulates a response in two major muscarinic receptors, M2, which counters the effects of adrenaline, and M3, which counters norepinephrine. Our test relates to homeostasis because it incites a spike in blood pressure, and the body naturally tries to bring the blood pressure down, which demonstrates homeostasis. We hypothesize that within a minimum of five minutes, the body will begin to demonstrate homeostasis in the form of gradually reducing the participant's blood pressure.

Special thanks to Jeffrey Suter and Augi Soto for being test subjects for our experiment. We would also like to thank Ms. Mathews, San Marin High School, and the Stem Marin program for providing us with the opportunity to conduct this experiment.

Materials and Methods: For our methods, we made our subjects first run a 100m sprint. We took their blood pressure before the sprint to provide us with a baseline, and then we took the pressure once again immediately after every run. We did this to see if homeostasis occurs after a cool down in our subjects, and lastly we took their blood pressure 5 minutes after the run to ensure if homeostasis occurred, and we repeated this process for the 400m run. Participant 1 is a 15-year old male, 170.12 cm tall and 48.9 kg, participant 2 is a 15-year old male, 174.01 cm tall and 77.12 kg, participant 3 is a 15 year old male, 175.26 cm tall and 58.96 kg. Participants were asked about any previous health conditions such as hyper- or hypotension, and metabolic afflictions, or cardiovascular diseases as to prevent any aberrations within our results.

Gillaspy, Rebecca. "Regulation of Blood Pressure: Short Term Regulation & Baroreceptors." Study.com. Web. 09 Nov. 2016

"Parasympathetic Nervous System." Wikipedia. Wikimedia Foundation. Web. 09 Nov. 2016

Results: The blood pressure of each participant was taken at the start of the experiment, after running a 100 meter dash, and after a five minute cool down. The experiment was then repeated for a 400 meter run. The data from all of the participants is shown in graph 4. Each participant's blood pressure spiked after they ran. After a five minute cool down, everyone's blood pressure fell back near their initial value. (See fig. 1,2,3,4)

Discussion And Conclusion: The study and the individual experiments demonstrate that the body has internal mechanisms and processes that allow certain organs and bodily processes to reach an equilibrium. As cardiac output increased, paired with the contraction of blood vessels, so did the blood pressure of the participant, and after providing the runners with five minutes of rest, their blood pressure had regressed to a value similar to that of their initial blood pressure. Our data was able to prove our hypothesis in that it is clearly shown that once an individual is removed from a fight or flight scenario, their body responds by decreasing the amount of adrenaline and norepinephrine that bond with the adrenergic beta receptors and increasing the amount of acetylcholine secreted by postganglionic neurons, reducing blood pressure. The collection of data was slightly turbulent, since the BP recorder was slightly inconsistent, but this problem was solved by taking the participant's blood pressure multiple times. The initial participants misconstrued the data by interfering with the BP machine's recording process, so that preliminary set of data had to be discarded. On the other hand, the data clearly showed that spontaneous running resulted in an elevated blood pressure consistently across all three of the participants. Subsequently demonstrated the application of homeostatic processes by showing a decrease in blood pressure after five minutes' rest. The tests could have been augmented by adding additional participants of different heights and weights to gain a more extensive understanding of how homeostasis can differ within others. It could also have been enhanced by auxiliary tests using other means, such as fear or apprehension, to show other means of increasing blood pressure and that homeostasis is unaffected by the factors that caused the imbalance.

